




OPTI-SCULPT™

Engineered For Precise Beam Sculpting



Rosco OPTI-SCULPT lenses provide precise angular beam control – enabling lighting professionals to accurately and affordably control the shape of their light. Rosco's unique, proprietary process offers increased brightness with engineered light distribution that has been laboratory tested for accuracy and repeatability.

There are 11 different symmetrical and asymmetrical OPTI-SCULPT lenses to choose from, including the unique 40°/60° Reversible pattern. Each OPTI-SCULPT lens is manufactured using flame-retardant, 10 mil thick, semi-rigid polycarbonate that can be cut to any size and shape to fit any light fixture.



OPTI-SCULPT is available in:

- 24"x20" (50 cm x 50 cm) sheets
- 24"x40" (60 cm x 100 cm) sheets
- An 11-Piece Design Kit containing one 7.5"x7.5" (19 cm x 19 cm) lens of each pattern
- 5-Piece Kits that contain five 7.5"x7.5" (19 cm x 19 cm) lenses with the same pattern

KEY FEATURES

- Engineered and laboratory tested for accurate and repeatable beam shaping
- High transmission
- Manufactured using heat-resistant, flame-retardant polycarbonate
- Designed for LED fixtures, but also suitable for use on conventional fixtures
- Durable – The lens' performance is not adversely affected by dust, fingerprints or by marking the back of the lens
- Available in eleven different patterns, including the unique, reversible 40°/60°

OPTI-SCULPT™

Engineered For Precise Beam Sculpting



SPECIFICATIONS

Thickness:	10 mil (254μ)
Substrate:	Clear polycarbonate Contains flame retardant additive
Available Sizes:	24" x 20" (60 cm x 50 cm) sheet – seamless 24" x 40" (60 cm x 100cm) sheet – seamless
Thermal Performance:	-40° F – +320° F (-40° C – +160° C)
Transmission:	>85%
Flame Retardant Rating:	M1, B1, C1, BS3944 PART 1 1992, NFPA 701

Please note: OPTI-SCULPT lenses are not compatible with UV pass lamps or blacklights.

INSTALLATION

Each OPTI-SCULPT lens has a textured side and a smooth side. In order to achieve the lens' stated beam shape, position the OPTI-SCULPT filter with the smooth side towards the lamp. For the 40°/60° Reversible OPTI-SCULPT – position the lens with the smooth side towards the lamp to achieve the 40° beam shape and the textured side of the filter toward the lamp to achieve the 60° beam shape. In order to create an accurate experience with OPTI-SCULPT, we recommend testing it with a small fixture like a pin spot or a small fresnel fixture. The use of lasers and mobile phone LED lights may provide different, misleading results. Please note the OPTI-SCULPT effect, per each design, is subjective to the light fixture in use.

Patent Pending

OPTI-SCULPT™

Engineered For Precise Beam Sculpting



OPTI-SCULPT™ SHEETS	
Item Code	Description
108100102420	OPTI-SCULPT Lens, 10° - 24" x 20" sheet
108100102440	OPTI-SCULPT Lens, 10° - 24" x 40" sheet
108100202420	OPTI-SCULPT Lens, 20° - 24" x 20" sheet
108100202440	OPTI-SCULPT Lens, 20° - 24" x 40" sheet
108100302420	OPTI-SCULPT Lens, 30° - 24" x 20" sheet
108100302440	OPTI-SCULPT Lens, 30° - 24" x 40" sheet
10840R602420	OPTI-SCULPT Lens, 40°/60° Reversible - 24" x 20" sheet
10840R602440	OPTI-SCULPT Lens, 40°/60° Reversible - 24" x 40" sheet
108110202420	OPTI-SCULPT Lens, 10°x20° - 24" x 20" sheet
108110202440	OPTI-SCULPT Lens, 10°x20° - 24" x 40" sheet
108110302420	OPTI-SCULPT Lens, 10°x30° - 24" x 20" sheet
108110302440	OPTI-SCULPT Lens, 10°x30° - 24" x 40" sheet
108110402420	OPTI-SCULPT Lens, 10°x40° - 24" x 20" sheet
108110402440	OPTI-SCULPT Lens, 10°x40° - 24" x 40" sheet
108110602420	OPTI-SCULPT Lens, 10°x60° - 24" x 20" sheet
108110602440	OPTI-SCULPT Lens, 10°x60° - 24" x 40" sheet
108115352420	OPTI-SCULPT Lens, 15°x35° - 24" x 20" sheet
108115352440	OPTI-SCULPT Lens, 15°x35° - 24" x 40" sheet
108115452420	OPTI-SCULPT Lens, 15°x45° - 24" x 20" sheet
108115452440	OPTI-SCULPT Lens, 15°x45° - 24" x 40" sheet
108120402420	OPTI-SCULPT Lens, 20°x40° - 24" x 20" sheet
108120402440	OPTI-SCULPT Lens, 20°x40° - 24" x 40" sheet

OPTI-SCULPT™ KITS	
Item Code	Description
108OSDSGNKIT	OPTI-SCULPT – 11-Piece Design Kit – 7.5" x 7.5"
1085PC10DG75	OPTI-SCULPT – 5-Piece Kit – 10 degree – 7.5" x 7.5"
1085PC20DG75	OPTI-SCULPT – 5-Piece Kit – 20 degree – 7.5" x 7.5"
1085PC30DG75	OPTI-SCULPT – 5-Piece Kit – 30 degree – 7.5" x 7.5"
1085P40R6075	OPTI-SCULPT – 5-Piece Kit – 40R60 degree – 7.5" x 7.5"
1085PC102075	OPTI-SCULPT – 5-Piece Kit – 10x20 degree – 7.5" x 7.5"
1085PC103075	OPTI-SCULPT – 5-Piece Kit – 10x30 degree – 7.5" x 7.5"
1085PC104075	OPTI-SCULPT – 5-Piece Kit – 10x40 degree – 7.5" x 7.5"
1085PC106075	OPTI-SCULPT – 5-Piece Kit – 10x60 degree – 7.5" x 7.5"
1085PC153575	OPTI-SCULPT – 5-Piece Kit – 15x35 degree – 7.5" x 7.5"
1085PC154575	OPTI-SCULPT – 5-Piece Kit – 15x45 degree – 7.5" x 7.5"
1085PC204075	OPTI-SCULPT – 5-Piece Kit – 20x40 degree – 7.5" x 7.5"